


CREATE  
your STYLE™  
with CRYSTALLIZED™ – Swarovski Elements


# MYSTERIOUS GLANCE AT NEW YEAR'S EVE

WELCOME THE NEW YEAR WITH AN EXPRESSION OF GLAMOUR



INSTRUCTION  
GUIDE

# MYSTERIOUS GLANCE NECKLACE



BEADING/GLUING/  
SEWING



## Components

Crystal Buttons  
Art. 3002  
ø 12 mm  
Jet



Sew-on Stones  
Art. 3265  
ø 20 x 16 mm,  
ø 26 x 21 mm  
Jet



Beads  
Art. 5020  
ø 10 mm  
Jet



Beads  
Art. 5301  
ø 4 mm  
Burgundy AB  
Jet AB  
Purple Velvet  
Emerald  
Burgundy  
Metallic Blue  
Jet Nut  
Jet Hematite

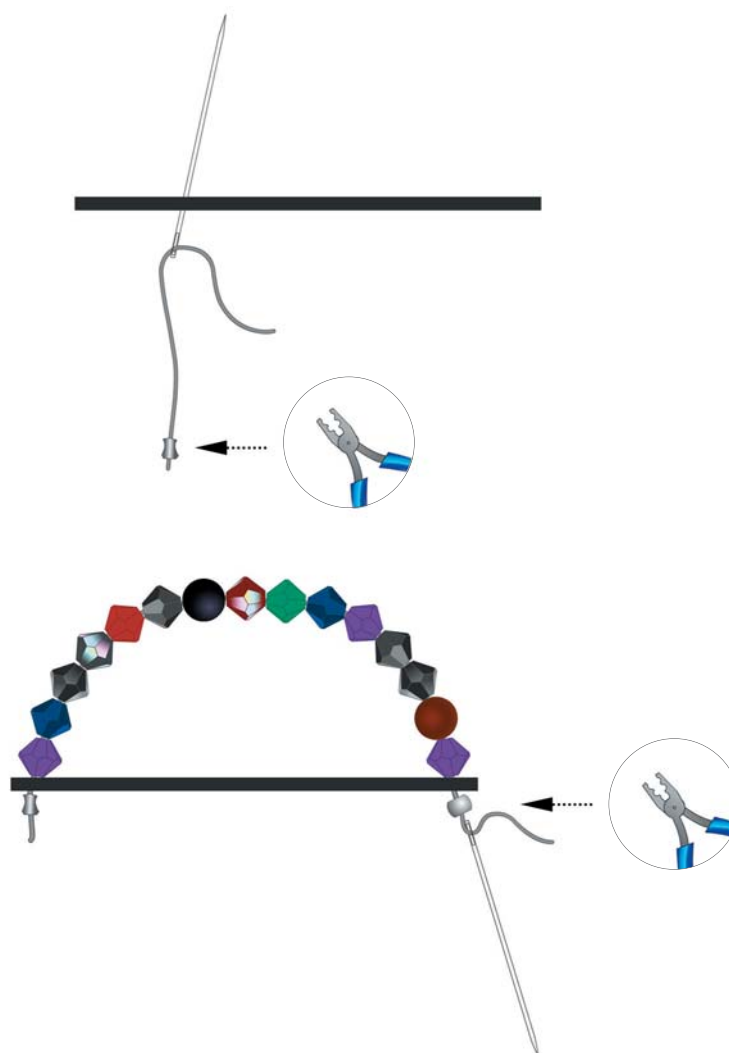


Pearls  
Art. 5810  
ø 4 mm  
Maroon  
Mystic Black



## Beading instruction MYSTERIOUS GLANCE NECKLACE

STEP 1



## Material

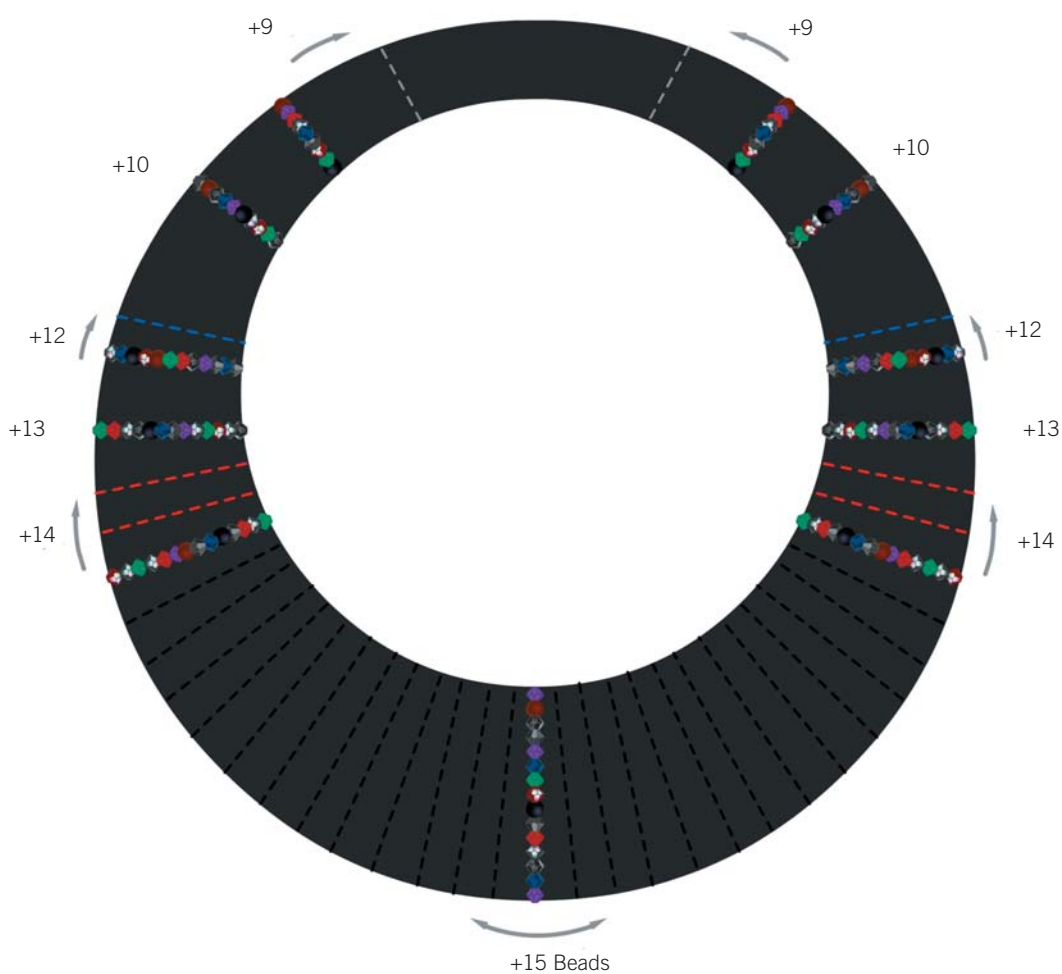
Leather, Alcantara  
Cardboard  
Nylon Thread, ø 5 mm  
Textile Glue  
Crochet Yarn Black  
Crimp Beads

# MYSTERIOUS GLANCE NECKLACE



Beading instruction MYSTERIOUS GLANCE NECKLACE (continuation)

STEP 2



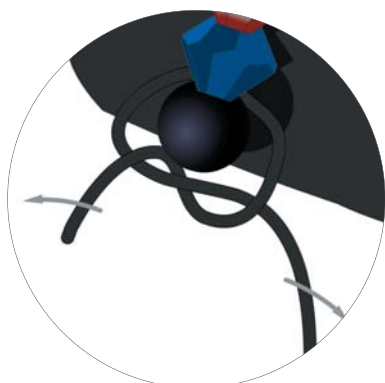
# MYSTERIOUS GLANCE NECKLACE



Beading instruction MYSTERIOUS GLANCE NECKLACE (continuation)



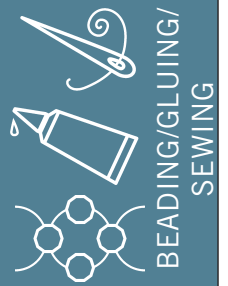
STEP 3



STEP 4

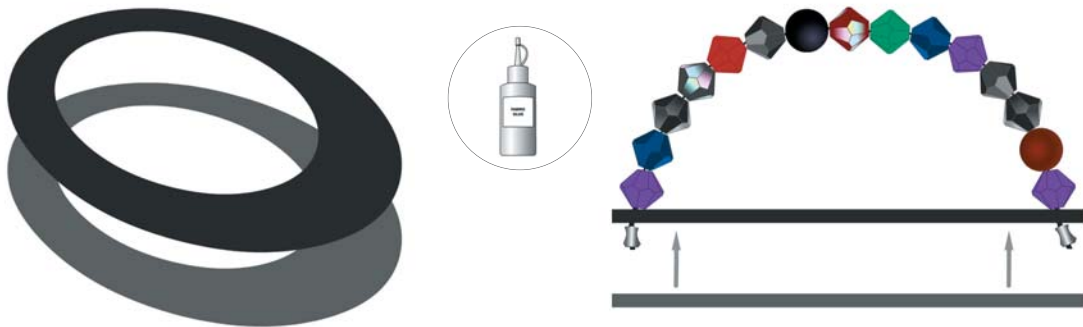


# MYSTERIOUS GLANCE NECKLACE

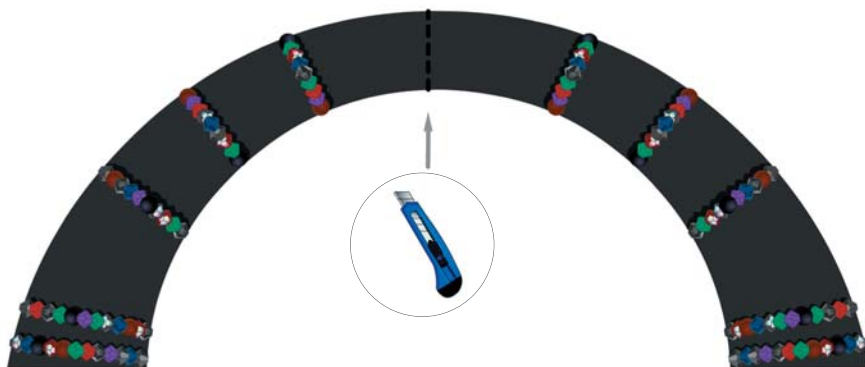


Beading instruction MYSTERIOUS GLANCE NECKLACE (continuation)

STEP 5



STEP 6



STEP 7

